

Depth Gauge



www.hexagonagriculture.com

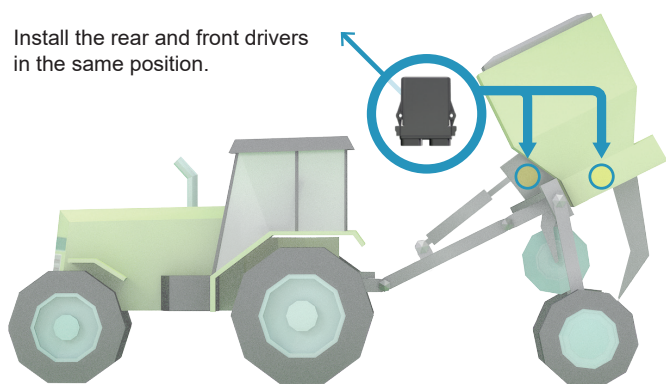


Depth Gauge

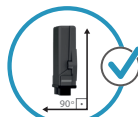


Vehicle equipment orientation

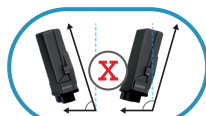
Install the rear and front drivers in the same position.



Incorrect position



Install the driver 90° from the ground



Do not install tilted.

Perform the calibration before each workshift on a level ground so that the tractor and implement are at the same level of soil.

Calibration of depth measurement



01 On the **Subsoiler configuration** screen, press **Calibration**.

02 Set the **Depth reference** in centimeters.

03 Position subsoiler at ground level and press **Calibration reference**. Wait for the calibration to complete.

04 Position subsoiler at reference depth and press **Operation calibration**. Wait for the calibration to complete.

05 Press **Save**.

To redo the calibration, go back to the implement configuration screen.

